


Name: _____

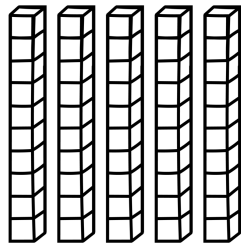
Date: _____

Let's Represent Numbers With Tens

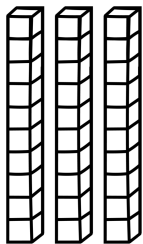
Look at each picture.

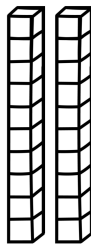
Write the number that each picture represents.

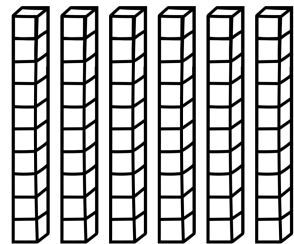


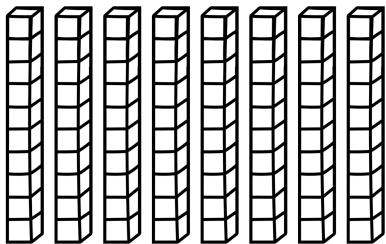


















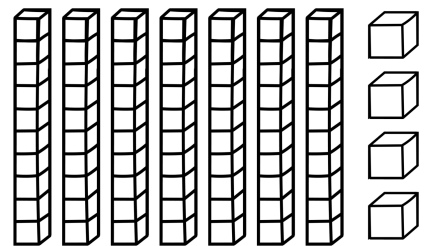
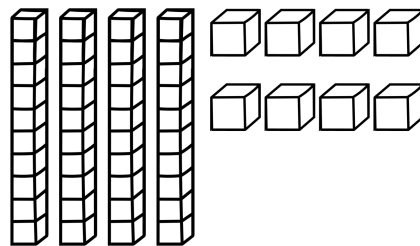
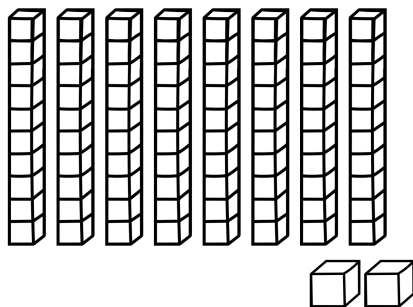
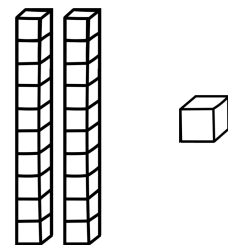
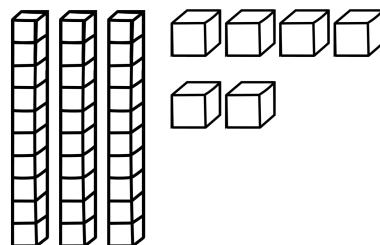
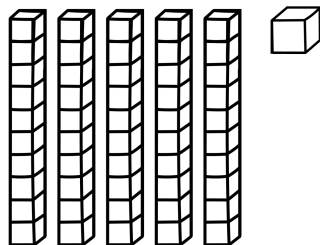
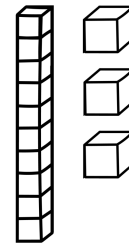
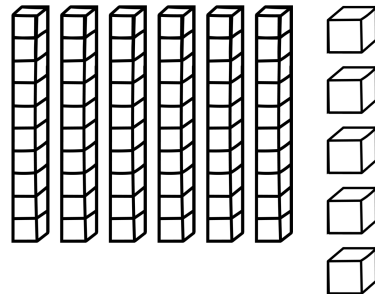
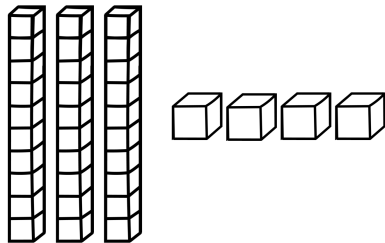
Name: _____

Date: _____

Let's Represent Numbers With Tens and Ones

Look at each picture.

Write the number that each picture represents.



Name: _____

Date: _____

Let's Represent Numbers With Tens

Look at each number.

Draw each number using tens.

40	70	10
50	90	80
30	20	60

Name: _____

Date: _____

Let's Represent Numbers With Tens and Ones

Look at each number.

Draw each number using tens and ones.

56	89	27
44	12	60
78	33	15

Name: _____

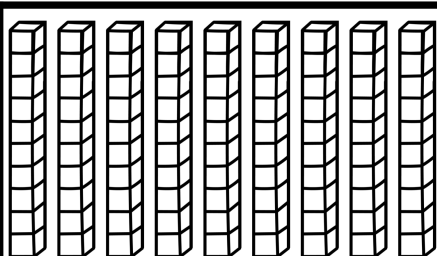
Date: _____

Let's Represent Numbers With Tens and Ones

Look at each picture.

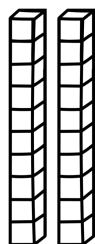
Write how many tens and ones are in each number.

Then, write the number each picture represents.



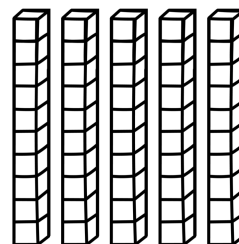
_____ tens

_____ ones



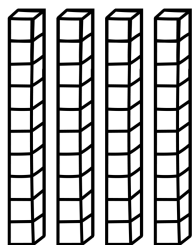
_____ tens

_____ ones



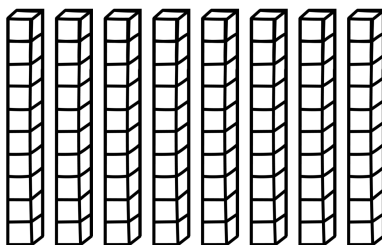
_____ tens

_____ ones



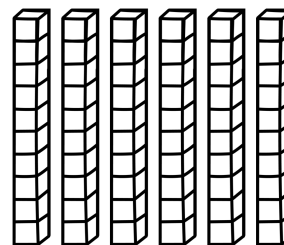
_____ tens

_____ ones



_____ tens

_____ ones



_____ tens

_____ ones

Name: _____

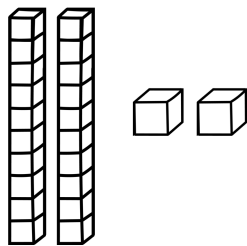
Date: _____

Let's Represent Numbers With Tens and Ones

Look at each picture.

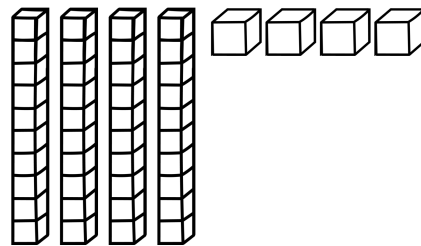
Write how many tens and ones are in each number.

Then, write the number each picture represents.



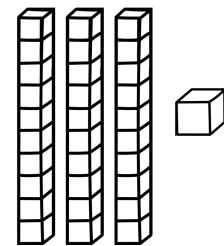
_____ tens

_____ ones



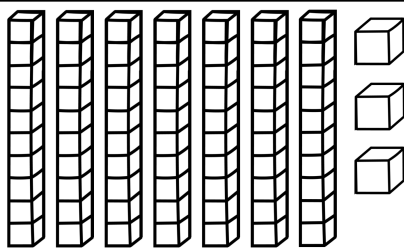
_____ tens

_____ ones



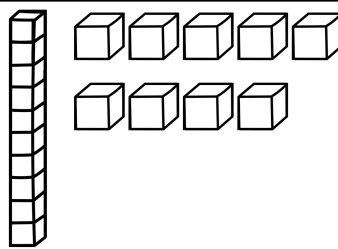
_____ tens

_____ ones



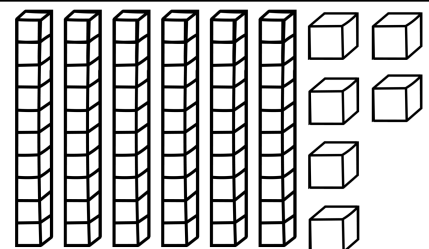
_____ tens

_____ ones



_____ tens

_____ ones



_____ tens

_____ ones

Name: _____

Date: _____

Let's Represent Numbers In Different Ways

Represent the number below using different combinations of tens and ones.

36

_____ tens

_____ ones

_____ tens

_____ ones

_____ ten

_____ ones

_____ tens

_____ ones

Name: _____

Date: _____

Let's Represent Numbers In Different Ways

Represent the number below using different combinations of tens and ones.

30

_____ tens

_____ ones

_____ tens

_____ ones

_____ ten

_____ ones

_____ tens

_____ ones

Name: _____

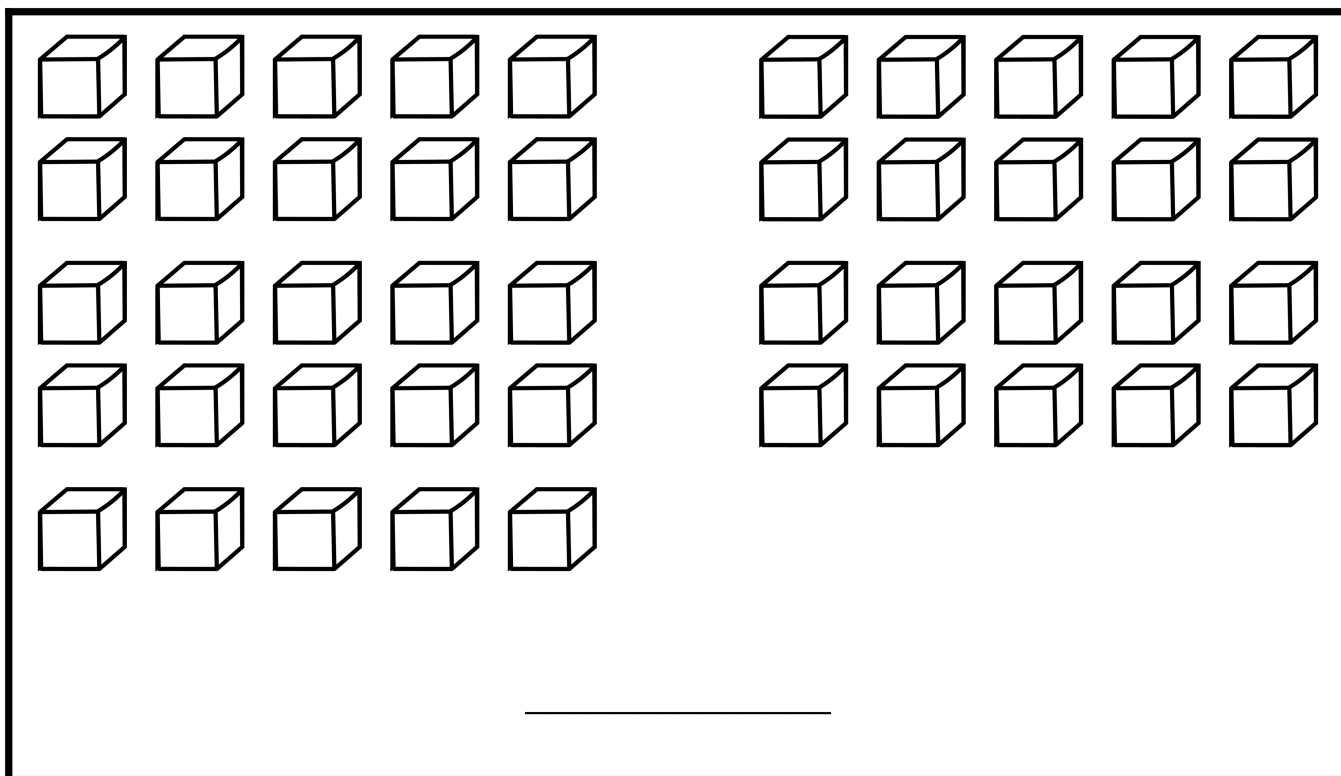
Date: _____

Let's Make Groups of Tens and Ones

Look at the picture below.

Circle the groups of ten and write the number.

Then, fill in the blanks.



_____ is _____ tens and _____ ones.

It is also _____ ones.

Name: _____

Date: _____

Let's Make Groups of Tens and Ones

Look at the picture below.

Circle the groups of ten and write the number.

Then, fill in the blanks.

_____ is _____ tens and _____ ones.

It is also _____ ones.